




# FloWEB



Flow  
Computer



# FloWEB



> Flow Computer

## Introduction

**FloWEB** flow computer acquires primary data directly from flowmeters, temperature sensors, pressure and differential pressure transmitters, density and gas analyzers to monitor and control the local process plant associated with the flow measurement system. Compact, highly reliable and easy to set up and use, the **FloWEB** has been specifically designed to cope with the demanding needs of the gas and oil industry.

### Simple to use

The simple to use menu-driven keyboard provides complete access to all variables and simplify configuration.

### High flexibility flow computer

The **FloWEB** integrates at the same time a turbine, an orifice and an ultrasonic flow computer.

**Integrated WEB server** The web user interface is embedded directly in the **FloWEB** and allows the user to "browse", via the Internet/Intranet, to retrieve real-time metering data and status report, to check alarms, to perform diagnostics and routine maintenance instantly and an easy software upgrade operation.

### High capacity Memory Card for reports and logs data storage

The standard, high capacity, removable memory card provides a "virtual printer" feature and complete access to the metering station history.

### Communications

The **FloWEB** flow computer offers the user unprecedented communications flexibility. The FloWEB flow computer interfaces to any other vendors RTU's, PLC's, DCS's and 'smart' instruments.

### Smart transmitters

Intelligent instruments from many vendors are easily integrated using the Smart integrated port. Hart protocol is currently available Together with several fieldbus versions.

**Multi-stream capability** The **FloWEB** flow computer can perform multi-stream metering applications with different flow meter types.

### General standards supported

AGA 3, 5, 7, 8 and NX19

ISO 5167, 6976 and 12213-3

API 1101, 2530,2534,2540

The **FloWEB** flow computer may be configured in the three following gas applications:

- Gas Turbine Meter
- Gas Orifice Meter
- Gas Ultrasonic Meter



FloWEB

The **FloWEB** flow computer may be configured in the four following liquid applications:

- Liquid Turbine Meter
- Liquid Positive Displacement Meter
- Liquid Coriolis Meter
- Liquid Orifice Meter

Designed  
With Your  
Needs In Mind

- Compact Design
- Simple To Use
- High Flexibility
- Integrated WEB Server

- High Capacity Memory Card
- Smart Connections
- Multi Stream Capability

# FloWEB



> Flow Computer

## Gas Turbine

FloWEB gas turbine configured flow computer offers the following features :

### Inputs

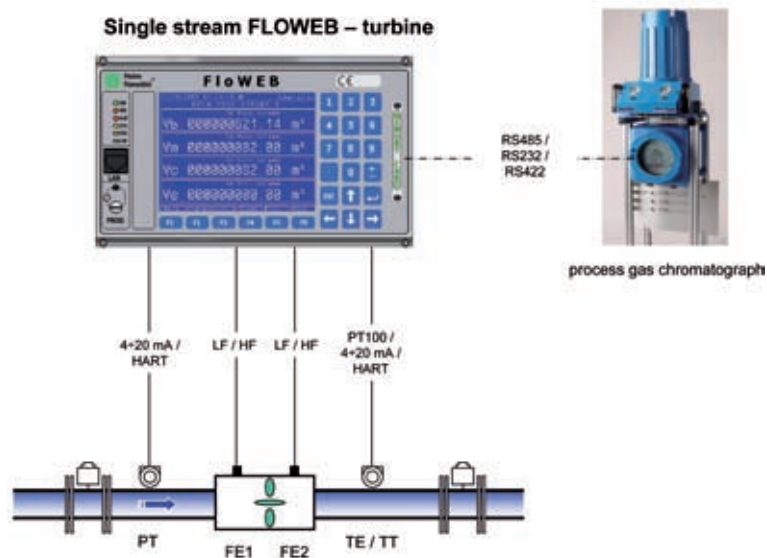
- Pressure and temperature inputs as either 4 - 20mA, 1 – 5V or Smart/Hart digital protocol.
- Asynchronous data link to gas chromatographs.

### Features

- Multiple 10 points turbine linearization curve, with curve fitting capability between points.
- Capability to handle single or dual pulse turbine pulses, with detection of blade failure.
- Multi-stream capability for up to two gas streams.

### Calculations

- Gas volume flow calculations using AGA7 algorithms.
- Line and base density derived from densitometer source
- Compressibility calculated according to AGA 8, AGA NX 19, ISO 12213-3 or MGERG.
- Calorific value directly from gas chromatograph source or from calculation using ISO 6976.



## Gas Orifice

**FloWEB** gas orifice configured flow computer offers the following features :

### Inputs

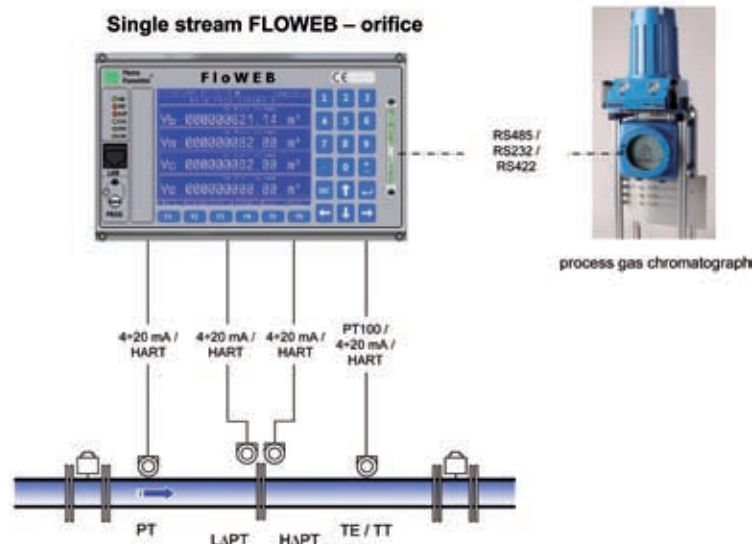
- Up to 3 differential pressure, pressure and temperature inputs as either 4 - 20mA, 1 – 5V or Smart/Hart digital protocol.
- Asynchronous data link to gas chromatographs.
- Supports line density or base density transducers.

### Features

- Auto-ranging on multiple (up to three) differential pressure configurations.
- Multi-stream capability for up to two gas streams.

### Calculations

- Gas mass flow or corrected volume calculations according to ISO5167 or AGA 3 standards.
- Line and base density derived from densitometer source
- Compressibility calculated according to AGA 8, AGA NX 19, ISO 12213-3 or MGERG.
- Calorific value directly from gas chromatograph source or from calculation using ISO 6976.



# FloWEB



> Flow Computer

## Gas Ultrasonic

FloWEB gas ultrasonic configured flow computer offers the following features:

### Inputs

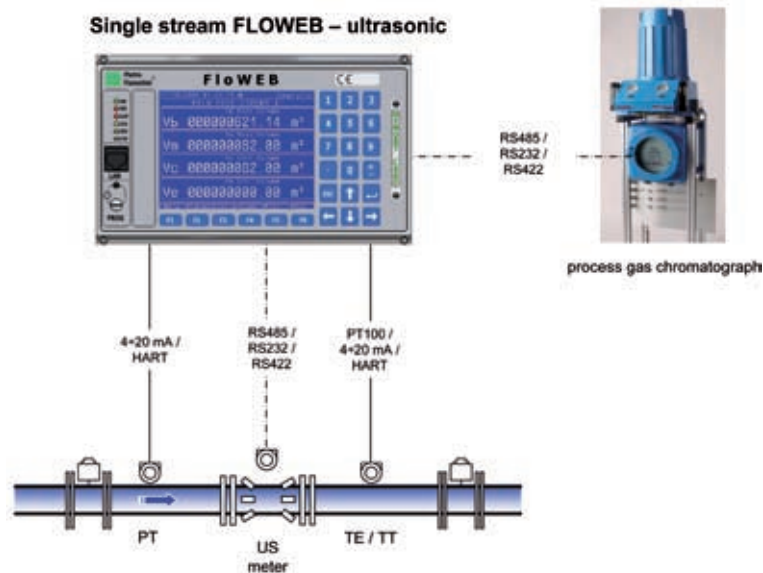
- Pressure and temperature inputs as either 4 - 20mA, 1 – 5V or Smart/Hart digital protocol.
- Asynchronous data link to gas ultrasonic meter.
- Asynchronous data link to gas chromatographs.

### Features

- Multi-stream capability for up to two gas streams.

### Calculations

- Gas mass flow or corrected volume calculations according to AGA 9 standards.
- Line and base density derived from densitometer source
- Compressibility calculated according to AGA 8, AGA NX 19, ISO 12213-3 or MGERG.
- Calorific value directly from gas chromatograph source or from calculation using ISO 6976.



**Specification**

MODEL	3480410	3480411	3480412	3480413
<b>Mounting</b>	Panel	Panel	Panel	Panel
<b>Connections</b>	terminal screw-type	terminal screw-type	terminal screw-type	terminal screw-type
<b>INPUTS</b>				
Flowmeter (single or dual pulse)	1	1	1+1	1+1
Density (time period)	1	1	1+1	1+1
Analog (4-20mA or 1-5V)	5	5	5+5	5+5
Ultrasonic flow meter	1	1	1+1	1+1
Gas chromatograph	1	1	1	1
RTD/PT100	1	1	1+1	1+1
HART loops	1	1	1+1	1+1
Digital (status)	3	3	3	3
<b>OUTPUTS</b>				
Analog (4-20mA)	-	6	-	6
Digital (relay)	2	2	2	2
Pulsed (open collector)	8	8	8	8
<b>COMMUNICATIONS</b>				
RS232/485	4	4	4+1	4+1
Ethernet	1	1	1	1
CAN bus	1	1	1	1
<b>POWER REQUIREMENT</b>				
V dc			18-36V	
Power			30W	
<b>ENVIRONMENT</b>				
Operating temperature			-10°C - 50°C	
Storage temperature			-20°C - 60°C	
<b>ENCLOSURE</b>				
Environmental rating			IP20	
Height, mm (in)			128,4 (5,05)	
Width, mm (in)			213 (8,4)	
Depth, mm (in)			232 (9,14)	
Panel cutout h x w, mm (in)			115 x 210 (4,53 x 8,26)	
Weight approx., Kg (lb)			2 (4,4)	
<b>REGULATIONS</b>				
Metrological			NMI: EN 12405-1: 2005	
Electrical safety			EN 60950: 2002	
Electrical emissions			EN 61000-6-3: 2002 (Light industrial)	
Electrical immunity			EN 61000-6-2: 2002 (industrial)	

**OPTIONS:**

- 3480430 RACK 19" 3HE for two FloWEBs mounting
- 3480431 19" PANEL 6HE with one 24 columns printer
- 3480432 19" PANEL 6HE with two 24 columns printer



Pietro Fiorentini S.p.A.  
via Pasteur, 1  
I-28060 S.Pietro Mosezzo (No)  
Italy

via Rosellini 1  
I-20124 Milano  
Italy

Tel. +39 0321 538.111  
Fax. +39 0321 538.150  
tech.info: [tecelctr@fiorentini.com](mailto:tecelctr@fiorentini.com)  
com. info: [appelectr@fiorentini.com](mailto:appelectr@fiorentini.com)  
[www.fiorentini.com](http://www.fiorentini.com)

Tel. +39 02 696.14.21  
Fax. +39 02 688.04.57