

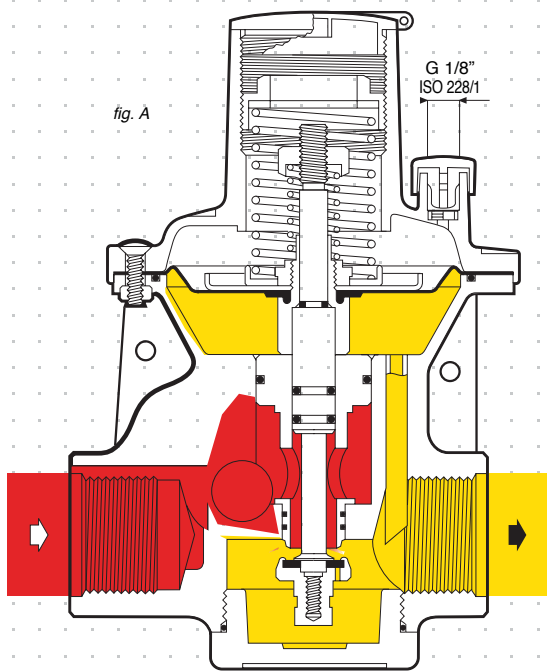


Mod. HP 100

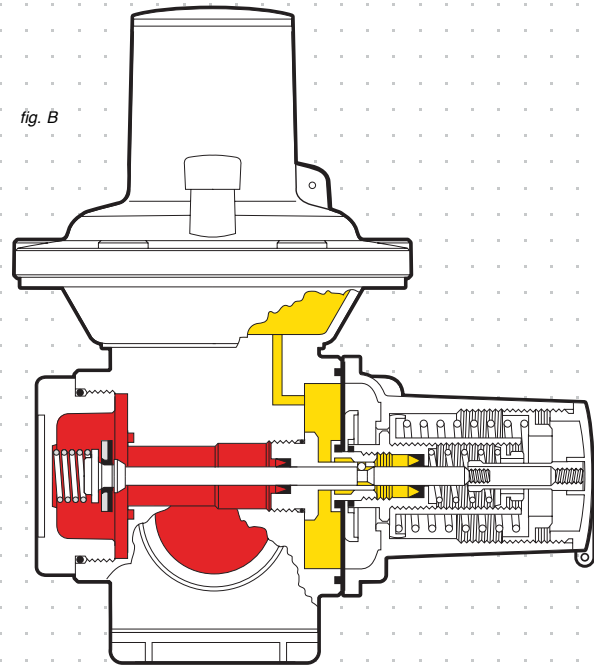
Single stage high pressure
Regulators with balanced valve

HP100/B

The HP100 and HP100/B series of self actuated spring loaded, diaphragm controlled balanced plug regulators are suitable for medium and high pressures. They are widely used in the distribution of Natural Gas, LPG and other non corrosive gases where good performance of regulation and fast response to flow rate variations are required. They are widely used as 1st stage reduction for domestic, commercial and industrial LPG applications.



■ Inlet pressure (Pu)



■ Outlet pressure (Pd)



HP100/B STD
with pressure gauge



HP100 STD
device with pressure
gauge

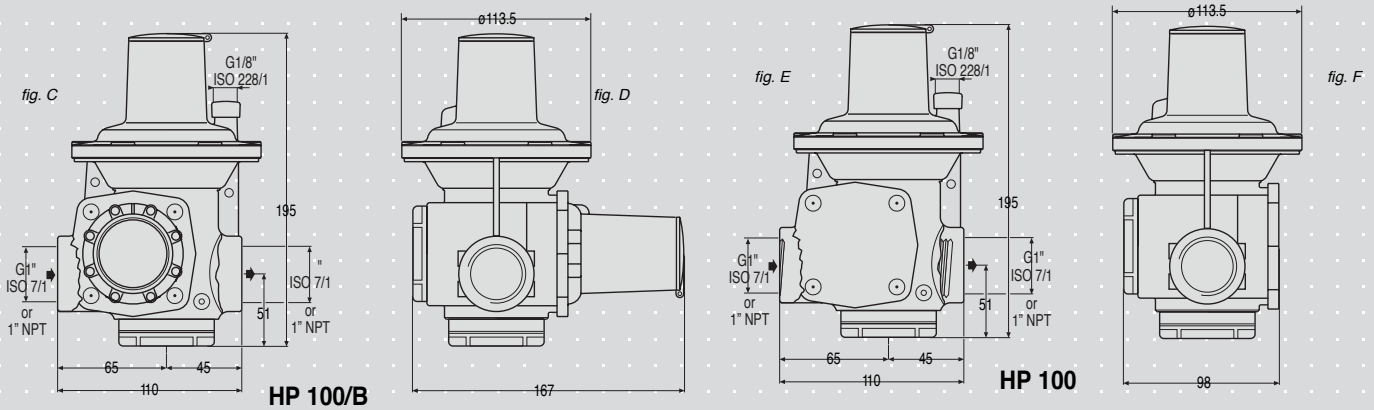


HP100/B STD
with sliding flanges



HP100 STD
monitor-regulator version

Dimensions



Materials

Body - GD-AISI12 EN AB 46100

Cover - GD-AISI12 EN AB 46100

External treatments

Sandblasting+phosphating+dust polyurethane coating

Weight

1,7 ÷ 2 Kg without slam shut

2,5 ÷ 3 Kg with slam shut

Main features

- > Inlet pressure range bpu: 1÷20 bar - bpu: 14.5÷290 Psi
- > Max allowable pressure: 20 bar - PS: 290 Psi
- > Outlet pressure range Wd:
 - AP: 300÷800 mbar - 120,5:321,5" wc
 - TR: 800÷4500 mbar - 321,5÷1808,4" wc
- > Over pressure shut - off setting range:
 - Wd OPSO 300÷7000 mbar - Wd OPSO 120,5÷2813" wc
 - Wd UPSO 100÷3000 mbar - Wd UPSO 40,1÷1205,5" wc
- > Accuracy class: AC 5/10/15%
- > Lock up pressure class: SG 30% Max
- > Temperature class: 2 (-20°C +60°C) - (-68°F +140°F)

Safety devices and accessories

- > Regulator inlet filter.
- > Over pressure shut-off device (/B version).
- > Under pressure shut-off device (/B version).
- > Safety shut-off device for lack of feeding (/B version).
- > Relief valve.
- > Integrated by-pass.
- > The safety shutoff devices can only be reset manually.
- > Azote flow rate: multiply the value in the table
Stmc/h G.N. x 0.789

CONFORMING TO THE 97/23 CE PED DIRECTIVE

NOMINAL FLOW RATE

INLET PRESSURE MIN PU MIN BAR (PSI)

STM3/H - (CF/H)KG/H - (LB/H)		PD ≤800 MBAR	PD >800≤2400MBAR	PD <2400 MBAR
25 - (882)	30 - (66)	PD + 0.3 - (4.3)	PD + 0.2 - (2.9)	PD + 0.2 - (2.9)
50 - (1765.7)	60 - (132)	PD + 0.5 - (7.2)	PD + 0.3 - (4.3)	PD + 0.3 - (4.3)
100 - (3531.4)	120 - (264)	PD + 1.0 - (14.5)	PD + 1.2 - (17.4)	PD + 1.2 - (17.4)
160 - (5650.3)	192 - (422)	PD + 2.5 - (36)	PD + 2.0 - (29)	PD + 2.0 - (29)
240* - (8475.5)	288* - (634)	/	PD + 3.5 - (50.5)	PD + 4.0 - (58)

* Only AP TR version

Nitrogen capacity: multiply the value in the table Stmc/h G.N. x 0.789

For complete technical details and for the complete set of option refer to the online configurator www.fioxchange.com/cmr

Residential and Commercial applications



Gas meters



Filters



Pressure regulators



**Pietro
Fiorentini**

Pietro Fiorentini S.p.A.
via E. Fermi 8/10
I-36057 Arcugnano (VI) Italy

Tel. +39 0444 968.511
Fax. +39 0444 960.468

The data are not binding. We reserve the right to make eventual changes without prior notice.

CT-s 566-E May 18

www.fiorentini.com