




VALVOLE A SFERA
BALL VALVES



BAR STOCK FLANGIATE
FLANGED BAR STOCK

PASSAGGIO TOTALE - FULL BORE

Fig. 750-1 CLASSE - CLASS 150

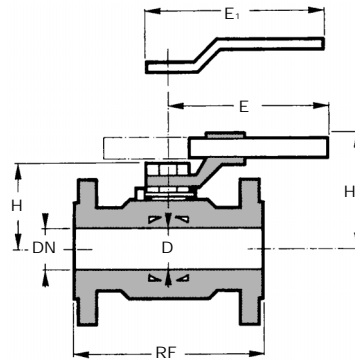
DN	RF	D	E(E ₁)	H	H ₂	PESO-WEIGHT
1/2"	108	13	(140)	43	75	2,5
3/4"	118	19	(200)	54	85	3
1"	127	25	(200)	66	97	4,3
1 1/4"	140	32	(200)	71	102	6,5
1 1/2"	165	38	350	89	114	10,9
2"	178	51	350	109	146	17,4
2 1/2"	191	64	550	125	162	25,2
3"	203	76	550	142	182	36,5
POLLICI-INCH	MILLIMETRI - MILLIMETERS					KG. ≈

Fig. 750-3 CLASSE - CLASS 300

DN	RF	D	E(E ₁)	H	H ₂	PESO-WEIGHT
1/2"	140	13	(140)	43	75	2,9
3/4"	152	19	(200)	54	85	3,4
1"	165	25	(200)	66	97	5
1 1/4"	178	32	(200)	71	102	7,14
1 1/2"	191	38	350	89	114	12,0
2"	216	51	350	109	146	19,3
2 1/2"	241	64	550	125	162	35,5
3"	283	76	550	142	182	45,5
POLLICI-INCH	MILLIMETRI - MILLIMETERS					KG. ≈

Fig. 750-6 CLASSE - CLASS 600

DN	RF	D	E(E ₁)	H	H ₂	PESO-WEIGHT
1/2"	165	13	(140)	43	75	3,2
3/4"	191	19	(200)	54	85	3,8
1"	216	25	(235)	66	97	5,8
1 1/4"	229	32	(235)	71	102	8,4
1 1/2"	241	38	350	89	114	13,2
2"	292	51	350	109	146	21,2
2 1/2"	330	64	550	125	162	49,5
3"	356	76	550	142	182	60
POLLICI-INCH	MILLIMETRI - MILLIMETERS					KG. ≈



PASSAGGIO RIDOTTO - REDUCED BORE

Fig. 760-1 CLASSE - CLASS 150

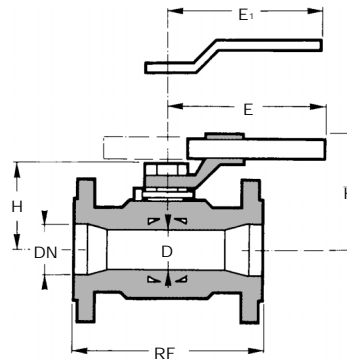
DN	RF	D	E(E ₁)	H	H ₂	PESO-WEIGHT
1/2" x 3/8"	108	10	(140)	36	54	1,6
3/4" x 1/2"	118	13	(140)	43	75	2,6
1" x 3/4"	127	19	(200)	54	85	3,7
1 1/4" x 1"	140	25	(200)	66	97	5,2
1 1/2" x 1 1/4"	165	32	(200)	71	102	10,4
2" x 1 1/2"	178	38	350	89	114	11,4
2 1/2" x 2"	191	51	350	109	146	19,5
3" x 2"	203	51	350	109	146	21,9
4" x 3"	229	76	550	142	182	32,6
POLLICI-INCH	MILLIMETRI - MILLIMETERS					KG. ≈

Fig. 760-3 CLASSE - CLASS 300

DN	RF	D	E(E ₁)	H	H ₂	PESO-WEIGHT
1/2" x 3/8"	140	10	(140)	36	54	2,2
3/4" x 1/2"	152	13	(140)	43	75	3,0
1" x 3/4"	165	19	(200)	54	85	5,2
1 1/4" x 1"	178	25	(200)	66	97	6,0
1 1/2" x 1 1/4"	191	32	(200)	71	102	11,0
2" x 1 1/2"	216	38	350	89	114	14,4
2 1/2" x 2"	241	51	350	109	146	23,2
3" x 2"	283	51	350	109	146	28,9
4" x 3"	305	76	550	142	182	47,6
POLLICI-INCH	MILLIMETRI - MILLIMETERS					KG. ≈

Fig. 760-6 CLASSE - CLASS 600

DN	RF	D	E(E ₁)	H	H ₂	PESO-WEIGHT
1/2" x 3/8"	165	10	(140)	36	54	2,6
3/4" x 1/2"	191	13	(140)	43	75	3,5
1" x 3/4"	216	19	(200)	54	85	6,0
1 1/4" x 1"	229	25	(235)	66	97	7,3
1 1/2" x 1 1/4"	241	32	(235)	71	102	12,0
2" x 1 1/2"	292	38	350	89	114	17,4
2 1/2" x 2"	330	51	350	109	146	25,9
3" x 2"	356	51	350	109	146	33,9
4" x 3"	432	76	550	142	182	66,2
POLLICI-INCH	MILLIMETRI - MILLIMETERS					KG. ≈



NORMATIVE DI RIFERIMENTO ANSI/ASME B16.10
REFERENCE STANDARDS ANSI/ASME B16.25
 BS 5351

I dati sono indicativi e non impegnativi. Ci riserviamo di apportare eventuali modifiche senza preavviso.
 The data are not binding. We reserve the right to make modification without prior notice.

Pietro Fiorentini s.p.A.

UFFICI COMMERCIALI: - OFFICES:

I-20124 MILANO

Italy - Via Rosellini, 1 - Phone +39.02.6961421 (10 linee a.r.) - Telefax +39.02.6880457

E-mail: sales@fiorentini.com

I-36057 ARCUGNANO (VI)

Italy - Via E. Fermi, 8/10 - Phone +39.0444.968511 (10 linee a.r.) - Telefax +39.0444.960468

E-mail: arcugnano@fiorentini.com

I-80142 NAPOLI

Italy - Via B. Brin, 69 - Phone +39.081.5544308 - +39.081.5537201 - Telefax +39.081.5544568

ASSISTENZA POST-VENDITA E SERVIZIO RICAMBI: - SPARE PARTS AND AFTER-SALES SERVICE:

I-36057 ARCUGNANO (VI) - Italy - Via E. Fermi, 8/10 - Phone +39.0444.968511 (10 linee a.r.) - Telefax +39.0444.968513 - E-mail: service@fiorentini.com